



SSL SD420UA DVD Region Error

Some DVD's have Region Code Enhancement software on them. A disc with RCE software will only play on a Region 1 (North America) DVD player. The SD420UA player is manufactured as a Region 0, also called a region free player. This allows the SD420UA to be shipped and sold anywhere in the world.

Should your SD420UA DVD player display a message regarding Region code; follow the instructions below to change your players region code to Region 1.

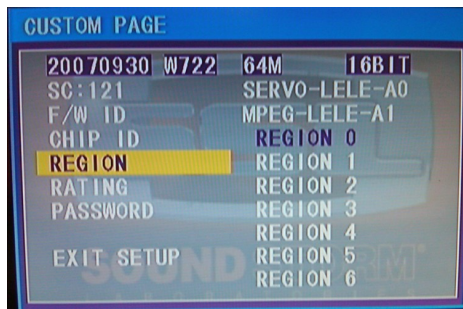


Image and message may appear different

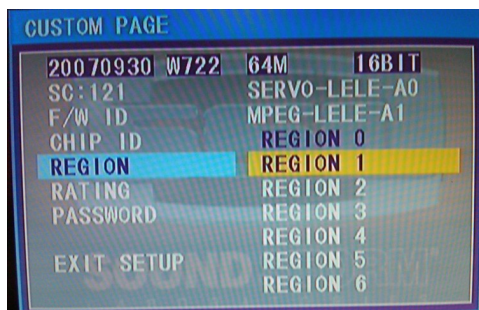
1. Turn DVD player and TV on.
2. Insert a CD or DVD that plays normally into the player.
3. Once the disc begins playing press the STOP button on the remote control. You need see the screen below.



4. Use the remote control and enter the digits 3721.
5. The custom region setup screen will be displayed. Press the RIGHT arrow button on the remote to move the yellow cursor over to the region list.



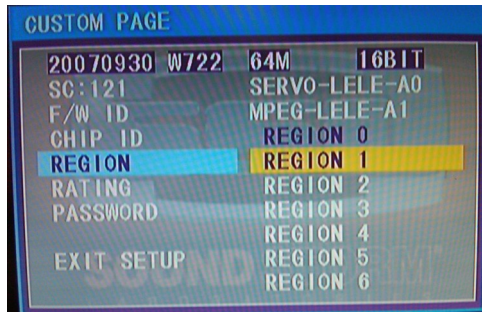
6. Press the DOWN arrow button on the remote to highlight Region 1 in yellow.



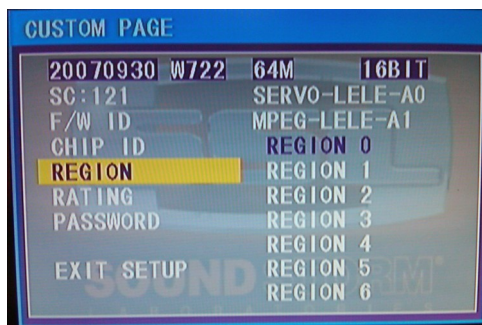


SSL SD420UA DVD Region Error

7. Press the ENTER button on the remote to select Region 1.



8. Press the DOWN button on the remote to highlight EXIT SETUP.



9. Press the ENTER button on the remote to exit menu.



Your DVD player is now set as a Region 1 DVD player. It is now capable of playing all your DVD's. Including DVD's with RCE software.

For more information or to learn about DVD Region Code and RCE, visit the following website.

http://en.wikipedia.org/wiki/DVD_region_code